

# WHIPLASH TURN

From Control Unleashed  
by Leslie McDevitt

## PLACE TREAT

Handler places a treat on the ground in front of the dog's feet.




## MOVE TO TAIL

While the dog is eating, the handler moves behind the dog's tail.



## CALL DOG

As the dog finishes eating, say their name and watch the neck closely. Mark as soon as the dog starts to turn their head.



## PLACE TREAT

Once your dog turns all the way around, place the treat on the ground in front of your feet.



## MOVE TO TAIL

While the dog is eating, the handler moves behind the dog's tail.




## CONTINUE

Continue the pattern until your dog is immediately whipping around. Your dog may start to turn around before you say their name. The treat is becoming a context cue to recall to the handler.




## ADDING IN DISTRACTIONS

Once your dog is immediately turning to you after eating, begin adding low level "distractions" so that different things become context cues to turn back to the handler.



Slowly build the intensity



Leslie McDevitt's Control Unleashed Program is outlined in her books and DVDs, available at [www.cleanrun.com](http://www.cleanrun.com). You can also check out [Leslie McDevitt's Control Unleashed YouTube channel](#) or join the [Friends of Control Unleashed](#) group on Facebook.

